



ep&t global

ENVIRONMENT | PROPERTY | TECHNOLOGY

Stronger ESG outcomes need great data

Leverage data acquisition,
aggregation and analysis to
enrich your ESG and Carbon
Zero advisory.



ESG Consultants and EP&T Global – stronger together

ESG Consultants advise clients on:

- ESG, Carbon Zero strategy
- Strategy implementation and execution
- Business model advisory
- Market, Brand, Investor communication/value proposition
- Climate audits

JLL/WEF Green Building Principles 2021

An action plan for a Net-Zero carbon built environment* needs the combined skills, services and thought leadership from **ESG consultants** and **EP&T Global**.

Together, we deliver on a number of the principles in the report and represent a compelling reason to engage.

EP&T Global will assist with:

- Immediate carbon footprint and energy cost reduction. (Average saving per site is 22%. Annual cumulative CO₂ reduction is 100,000 tonnes across our current portfolio)
- Preventative cost-blowout savings; By implementing live monitoring we pick up issues as they occur and stop them from continuing.
- Savings seen in the utility bills; The asset now takes less energy and water to run going forward relative to past performance
- Data records which demonstrate ESG Consultant's strategy implementation effectiveness
- Enabling further improvement by mining a richer data environment
- Automating parts of the input for an audit
- GRESB, NABERS reporting with API from EP&T Platform.

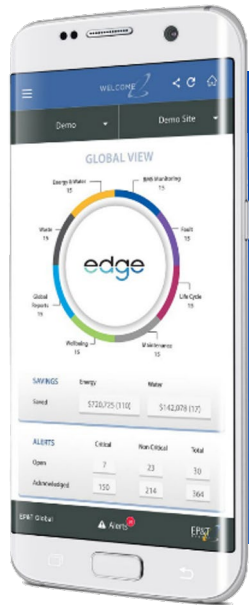
edge Intelligent System

Using building data to optimise property operations, track ESG progress and deliver on Net Zero strategy

EP&T Global's revolutionary **edge** technology has evolved for over 25 years to become a next generation operational efficiency tool.

Leveraging machine learning with real-time IoT data, the **edge** Intelligent System identifies opportunities to reduce energy consumption within your building.

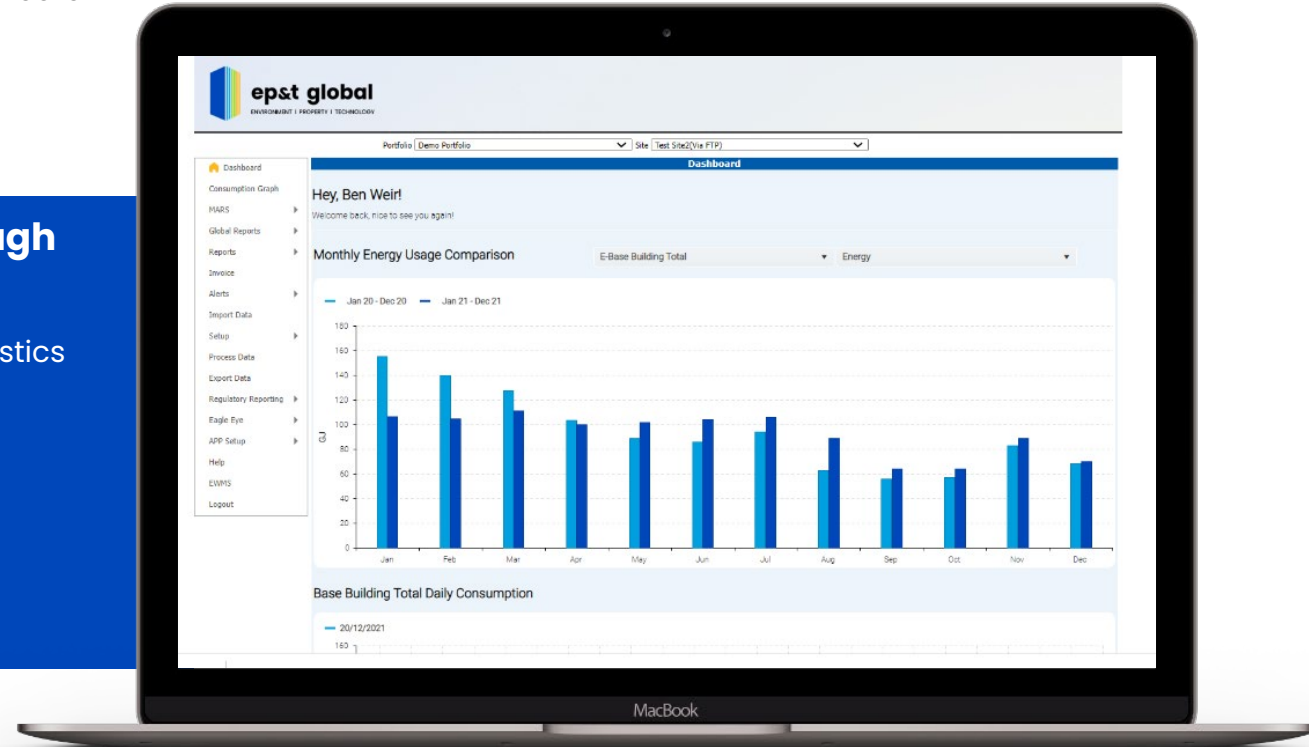
edge collects, processes, analyses, visualises and interprets billions of sets of data per year to save you money and optimise the environmental performance of buildings 24/7.



edge enhances building intelligence through

1. Energy and Water Analytics
2. BMS Analytics / Automatic Fault Detection & Diagnostics (AFDD)
3. ESG Reporting (GRESB, DJSI, et al.)
4. Internal KPI reporting and NABERS tracking
5. Utility Billing
6. Maintenance and Lifecycle Analytics

For many different types of property



EP&T Global – What we do

Making the most of your building data to save you money and reduce CO₂ emissions



Energy & water metering analytics

EDGE analyses metered data, using algorithms to flag savings opportunities. Clients save money and improve sustainability.



BMS analytics & AFDD

Algorithms analyse building system data to improve operational and equipment performance.



ESG Reporting

Report on sustainability performance for internal and external purposes such as GRESB, DJSI etc.



Internal KPI reporting, and NABERS tracking

EDGE tracks KPI targets and provides dashboards of site performance including trends in NABERS ratings.



Utility Billing

Utility bills are generated from EDGE for accurate billing for water, gas and electricity meters.



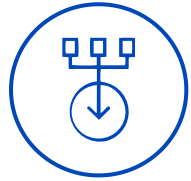
Technical advice and engineering support for building operators

Our analysts provide guidance to Facilities Managers to ensure that identified opportunities are implemented.

EP&T's engineers guide clients through complex plant and equipment upgrades.

EDGE measures and validates upgrade returns against forecast savings.

The 4-stage process to data-driven optimisation:



Capture

Multiple Data Sources including meters, BMS points, & Bureau of Meteorology. Signals can be digital or analogue in 5 or 15-min intervals.



Aggregate

Proprietary Algorithms are applied to cleanse data sets allowing the issue of SMS, email or in-app alerts.



Analyse

Graph and Grid functionality makes it easy for users to analyse and interpret data, or integrate into reports.



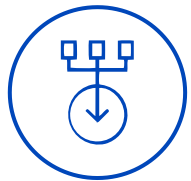
Solve

Rich insights power a suite of cloud-based solutions.

**Achieve 22% average saving on energy consumption annually with EP&T Global.
Hardware, software and services creating a sustainable future.**

Where to from here?

Every building is unique, no two jobs the same, but there are some keys steps that we can put here to help you understand what comes next.



1

Asset Data is provided to EP&T



2

EP&T produce high-level projections, product suite recommendation within 4 days of data arriving



3

EDGE Intelligent System collects main meter data for electricity, H₂O and gas as a minimum. EDGE applied for data collection and reporting purposes only. Small monitoring cost per site.



4

Larger assets will require a deeper analytics approach.



5

Collected Data is used by ESG consultants to develop and track Net Zero strategy, validate green bond compliance etc